

humly




One
Workplace
System.

All The Impact.



← humly.com



The system you
don't think about.
Until you see the
results.

What is Humly?

Humly is the integrated ecosystem for workplace solutions: booking, wayfinding, check-in, and insights for better use of space. Quiet in use, loud in results. You regain time, experience smoother days, and make smarter decisions.

Your workplace experience on a single platform

Humly brings rooms, desks, and shared resources together with Microsoft 365, Google Workspace, and other leading calendar platforms. Everything is managed in one place via the Humly Control Panel, making it easy to scale, secure to run, and simple to keep consistent across locations.

Great tools don't demand attention, they give it back.

Humly is designed to feel natural for people, while giving teams the control they need behind the scenes. The result is calmer days, time back, fewer failed meetings, smoother operations, and smarter use of space.

We believe that the best workplace system is the one you hardly notice—until you see the results. That's why Humly was designed to blend in, but built to stand out.




Humly is built for workplaces where security is non-negotiable

From device-level options to secure operations, Humly follows ENISA and CIS best practices and runs regular external penetration tests as part of a structured development process. For stricter installations, Max Security hardware options are available, including versions with Wi-Fi and Bluetooth disabled.



ISO-Certified for Trust and Excellence



Humly is proudly ISO 27001, 9001, and 14001 certified, ensuring the highest standards in information security, quality, and environmental responsibility.

These certifications reflect our commitment to protecting your data, delivering reliable solutions, and promoting sustainability in every product we create.

Humly Booking Device

Book anything, anywhere. Simplify every workspace.

Clarity that saves minutes every day.

A sleek, sensor-enabled touchpoint for modern workplaces. Humly Booking Device makes it easy to book desks and shared resources in the moment, while giving teams central control and reliable usage data through the Humly Control Panel.

Mount it anywhere

Humly Booking Device is designed to book:

- Desks
- Meeting rooms
- Focus rooms
- Phone booths
- Co-working and social spaces
- Cars and parking spaces
- ...and other shared resources



Core features

Find, book, and manage resources

- Find your booked space, or an available one, instantly
- See who's booked (and for how long) at a glance
- Tap to book or check in

Streamlined user experience

- Clear interface, minimal steps
- Optional reminders help prevent missed check-ins
- Built to feel natural, even on busy days

Touchless check-in

- Quick check-in via RFID or NFC
- A faster flow for high-traffic workplaces


Sensor integration

- Humly Booking Devices can be configured with third-party motion sensors available in Humly Sense
- Phone Booth Mode allows automatic sensor-triggered bookings with clear status cues
- With Motion Sensor Booking third-party sensors will automatically reserve spaces the moment someone walks in
- Presence-based check-in options for desks to help keep bookings accurate

Flexible at scale

- Mounting options for desks, glass, walls, and booths
- Remote management and live monitoring via Humly Control Panel
- Real-time updates for fast rollouts and consistent performance
- Usage statistics and workplace analytics, right when you need them

Works with the platforms you already use



Why choose Humly Booking Device?

Elegant, timeless design

- Award-winning Scandinavian design that fits naturally into modern interiors
- Compact format with clear, at-a-glance status via the LED halo
- Matte, anti-glare, anti-fingerprint touchscreen built for everyday use
- Durable hardware designed for long service life (5+ years)

Global user accessibility

- Multilingual support for global teams (30+ languages)
- Works with leading calendar platforms, plus an open API for custom integrations
- Flexible configuration for different office types, layouts, and workflow

Supported accessories

- Top-of-desk and wall mount (included)
- Under-desk mount
- Glass wall adhesive
- USB-C power cable
- Power adapter
- Extension box with support for Ethernet/PoE and controller for adjustable desks.
- Cables for adjustable desks

User-friendly experience


- Tap to book, check in, or adjust right where decisions happen
- Touchless check-in via RFID/NFC
- Optional reminders help prevent missed check-ins and keep bookings accurate
- Designed to be intuitive without training

Cost-effective solution

- Advanced capability in a compact device, ideal when you don't need a full room display
- Sensor-enabled options help reduce "ghost" usage and improve utilization accuracy
- Built to last, reducing replacement and maintenance overhead over time

Less admin. More momentum.

A clearer booking experience for people – and more reliable control for teams, through the Humly Control Panel.



reddot winner 2024

Technical Specifications

Display

Display Size, inch (cm)

3.46 inches (8.79 cm)

Display Resolution

740 × 340 pixels

Pixel Density

235 PPI (pixels per inch)

Display Technology

LCD (TFT) with capacitive touch technology

Display Finish

Matte, Anti-Glare display with anti-fingerprint treatment

LED

Ambient Lighting

RGB LED light aura (background illumination)

Customizable LED colors

Ambient light aura

Resource Occupancy Default Colors

Green (available), Yellow (upcoming/check-in), Red (ongoing)

Network & Connectivity

Ethernet LAN

RJ-45 10/100 (requires HUM1020935 PoE and Desk Control, sold separately & not incl.)

Power over Ethernet (PoE)

802.3at (Type 1), 37–57V, 0.35A (requires HUM1020935 PoE and Desk Control, sold separately & not included)

Wi-Fi

802.11 b/g/n, 2.4 GHz

Wi-Fi Security

WEP, WPA-TKIP, WPA2-CCMP, WPA2-PSK, WPA3-Personal

Network Configuration

Static IP (ethernet only), DHCP

Bluetooth

Version 5.0

RFID & NFC

NFC/RFID 13.56 MHz (ISO/IEC 14443A/B), supports MIFARE 4K/1K (Type V ISO/IEC 15693 and MIFARE Ultralight C not supported)

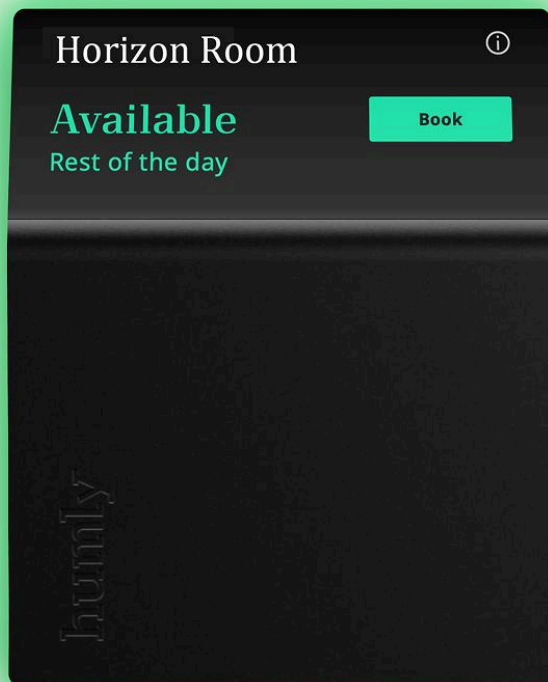
Sensors

Accelerometer

Detects vibrations for activity monitoring (recommended for desk resources)

Sensor

External motion sensor that detects human presence (recommended for rooms)



Input/Output

USB

USB-C for device management (flashing, upgrading, log access), Micro-USB

Mini Display Port

For use with HUM1020935 PoE and Desk Control (sold separately & not included)

DC Power Input

For use with HUM1020915 5V Power Supply & HUM1020975 USB-C Power Cable (sold separately & not included)

Reboot

Reboot button accessible via paper clip or similar tool

Desk Height Control

Desk height adjustment via on-screen up/down arrows

Mounting Options

Standard Wall Mounting

Standard wall mount included

Glass Wall Mounting

Requires HUM1020955 Glass Mount Kit (sold separately & not included)

Under Desk Mounting

Requires HUM1020925 Desk Mount (sold separately & not included)

On Top of Desk

Placement option without mounting; device can be placed directly on desk surface

Power Supply

Power Adapter (Barrel Jack)

15V @ 3A, DC (requires HUM1020915 5V Power Supply, sold separately & not incl.)

Power over Ethernet (PoE)

802.3at (Type 1), 37–57V, 0.35A (requires HUM1020935 PoE and Desk Control, sold separately & not included)

USB-C to DC (Barrel Jack)

HUM1020975 USB-C to Power Cable (Barrel Jack), sold separately & not included

Dimensions & Weight

Dimensions (H × W × D), inch (cm)

4.88" × 3.94" × 1.34" (12.4 cm × 10.0 cm × 3.4 cm)

Weight (incl. wall mount)

186 grams (6.56 ounces)

System Software

Operating System

Real Time Operating System (RTOS)

Accessories

Supported Humly Accessories

5V Power Supply (HUM1020915), Desk Mount (HUM1020925), PoE and Desk Control (HUM1020935), Glass Mount Kit (HUM1020955), LINAK Cable (HUM1020965), USB-C Power Cable (HUM1020975), Logic Data CB Cable (HUM1020985), Jiechang Desk Control (HUM1020815)



Humly Room Display

Designed to blend in. Built to keep meetings flowing.

Instant room clarity, right outside the door.

A premium room display that keeps meeting spaces running smoothly. See availability at a glance, book in seconds, and keep schedules accurate with check-in and sensor support, all managed centrally through the Humly Control Panel.



Core features

Find, book, and manage rooms

- See room status and meeting details instantly
- Book, extend, or end meetings directly on the display
- Find another available room nearby with one tap

Streamlined user experience

- Clean interface designed for quick decisions
- Report issues with the room directly from the screen
- Optional check-in reminders help keep bookings accurate

Touchless check-in

- Quick check-in via RFID or NFC
- A faster flow for high-traffic workplaces


Sensor integration

- Display environmental data such as CO₂, temperature, and humidity (with Humly Sense + compatible sensors)
- Motion/presence support for smarter room status and automation (when configured)

Remote management and monitoring

- Manage Room Displays across multiple locations
- Real-time updates, monitoring, and configuration via Humly Control Panel
- Usage data available when you need it
- Usage statistics and workplace analytics, ready when decisions matter

Works with the platforms you already use



Why choose Humly Room Display?

Elegant, timeless design

- Recognized for its timeless, floating design with a full RGB LED halo
- Designed to blend into modern interiors, clear when it needs to be
- Durable hardware built for long-term daily use (5+ year lifespan)

Customizable and versatile

- Add your logo and tailor on-screen content to your workplace
- Flexible installation for standard walls or glass
- Five-way cable exit for clean, adaptable setups
- Supports advanced configurations like Room within a Room

Global user accessibility

- Multilingual support for global teams
- Works with leading calendar platforms
- Flexible configuration for different office types

User-friendly experience

- Easy-to-use touchscreen for ad hoc and scheduled bookings
- Clear status visibility at a glance with the LED halo

Maximum security options

- Max Security hardware available for stricter installations, including versions with Wi-Fi and Bluetooth disabled

Open API for custom solutions


- Connect to third-party systems and build custom workflows when needed

Supported accessories

- Mounting kits for standard walls and glass
- Cable management options (including five-way exit)
- Power adapter, Ethernet, and PoE options
- Support for third-party sensors (via Humly Sense when configured)

The room system you don't have to think about.

Clear status. Fast booking. Fewer interruptions. Humly Room Display keeps meeting spaces running smoothly, while giving teams central control and monitoring through the Humly Control Panel.



reddot winner 2021



GOOD DESIGN AWARD
2021年度受賞

Technical Specifications

Display

Display Size, inch (cm)
8 inches (20.32 cm)

Display Resolution
1024 × 768 pixels, 160 PPI
(pixels per inch)

Pixel Density
235 PPI (pixels per inch)

Display Technology
LCD IPS display with 180° viewing
angle and capacitive touch
technology

Display Finish
Matte, Anti-Glare display with
anti-fingerprint treatment

LED

Number of LED lights
48

Ambient & Logo Lighting
RGB LED backlight and
illuminated logo

Customizable LED colors
Ambient and logo

Sensors

Sensor
Detects pertinent atmospheric
data including air quality,
temperature, carbon dioxide levels,
and humidity with third-party
sensors. Can also be integrated
with motion sensors.

Network & Connectivity

Ethernet LAN
RJ-45 10/100/1000 Mbps

Power over Ethernet (PoE)
PoE (IEEE 802.3af) and PoE+
(IEEE 802.3at)

Wi-Fi
802.11 a/b/g/n 2,4GHz & 5GHz

Network Configuration
DHCP, Static IP

RFID & NFC
NFC/RFID 13.56 Mhz (ISO/IEC
14443A/B), MIFARE 4K/1K (does not
support ISO/IEC 15693 or MIFARE
Ultralight C)



Input/Output

USB

USB-A, for device management (flashing, upgrading, log access)

Ethernet

RJ-45, 10/100/1000 Mbps (Gigabit Ethernet)

DC Power Input

Barrel Jack connector

Reboot

Reboot button located on the backside, top right corner

System Software

Operating System

Embedded Linux

Power Supply

Power Adapter (Barrel Jack)

12V 2A AC/DC (HUM1006 12V Power Supply, sold separately & not included)

Power over Ethernet (PoE)

PoE (IEEE 802.3af) and PoE+ (IEEE 802.3at), 10-12W

Mounting Options

Wall Mounting

VESA 75 × 75 mm wall mount included (replacement wall mount model HUM1008 available separately)

Glass Wall Mounting

Glass Mount Film (HUM1007 Glass Mount Film, sold separately & not included)

Cable Management

5-way cable exit options for flexible installation

Accessories & Customized Hardware

Supported Humly Accessories

Wall Mount (HUM1008), Glass Mount Film (HUM1007), 12V Power Supply (HUM1006)

Humly Maximum Security

Customized hardware optimized for high-security installations and environments

Dimensions & Weight

Dimensions (H × W × D), with wall mount

183 × 157 × 28.7 mm (7.20 × 6.18 × 1.13 inches)

Weight (incl. wall mount)

650 grams (22.9 ounces)



Humly QR Booking

Scan. Book. Get on with your work.

Clarity in every scan.

Humly QR Booking is the easiest, most flexible way to reserve rooms, desks, or any shared workspace – with no additional hardware required. Just scan a QR code to check availability and book instantly through Humly Reservations.

For organizations that don't need full display setups, QR Booking offers a low-touch, cost-effective way to manage shared spaces. Each unique code connects directly to a specific resource, showing its live availability and allowing users to book or view details in seconds – right from their phone, without installing any app.

Built on the same secure foundation as the rest of the Humly Ecosystem, QR Booking complements Humly Room Display and Booking Device, bringing even more flexibility to the workplace. Whether you're managing a few desks or hundreds of rooms, it's a simple, scalable solution that makes every workspace easier to use.



Core Capabilities

Hardware-Free Booking

- Reserve rooms, desks, or shared resources using only a QR code – no device installation needed

Instant Booking

- Scan, check availability, and confirm in seconds

Static or Dynamic Codes:

- Static codes for permanent desks or rooms.
- Dynamic codes for flexible setups or temporary resources



Direct Integration

- Opens automatically in Humly Reservations via mobile browser – no app required

Direct Integration

- Opens automatically in Humly Reservations via mobile browser – no app required

Real-Time Data

- See live availability and current or upcoming bookings

Flexible Code Management

- Administrators can create, download, and update QR codes directly in Humly Control Panel

Why choose Humly QR Booking?

Fast and frictionless

- Scan and book instantly. No apps, no sign-in, no waiting.
- Designed for quick decisions in busy, shared spaces

Works for everyone

- Runs on any smartphone with a camera and browser.
- Easy access for employees, guests, and hybrid teams

Always accurate, always in sync

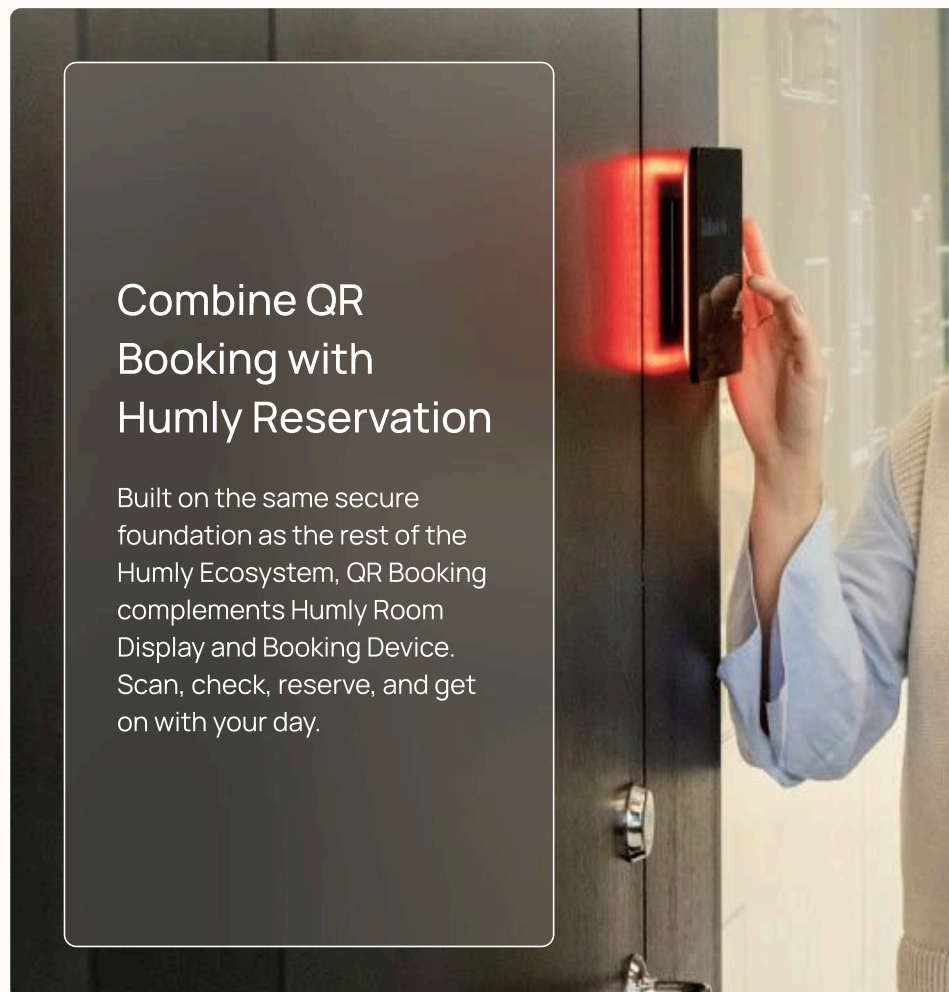
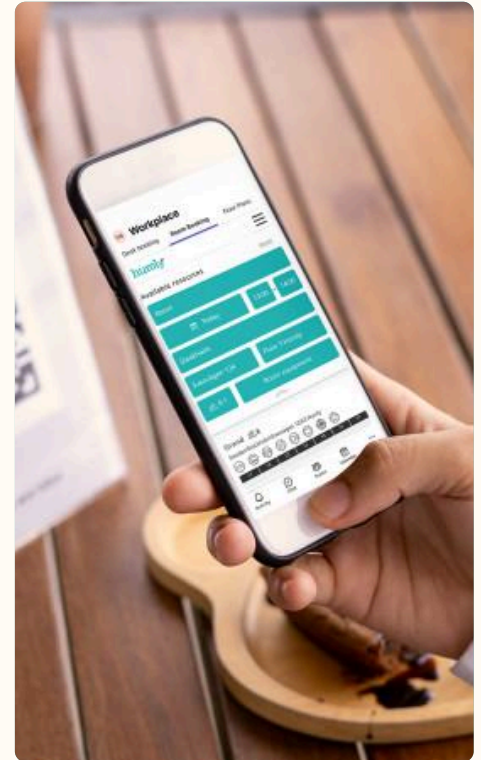
- Each QR code links directly to a specific room, desk, or space.
- Availability updates instantly across all Humly devices and dashboards

Secure by design

- Encrypted links protect against unauthorized access.
- Everything is managed securely in the Humly Control Panel

Flexible and easy to scale

- Generate and manage QR codes centrally in the Humly Control Panel.
- Fits dynamic offices, hybrid workplaces, and growing organizations



Technical Overview

Platform Integration

- Requires Humly Control Panel and Humly Reservations but also works with platforms like Microsoft, Exchange and Google Workspace

Access Method

- Mobile browser (iOS, Android, or desktop)

QR Code Management

- Generated in Humly Control Panel, downloadable in various formats

Data Handling

- Real-time updates via Humly cloud infrastructure

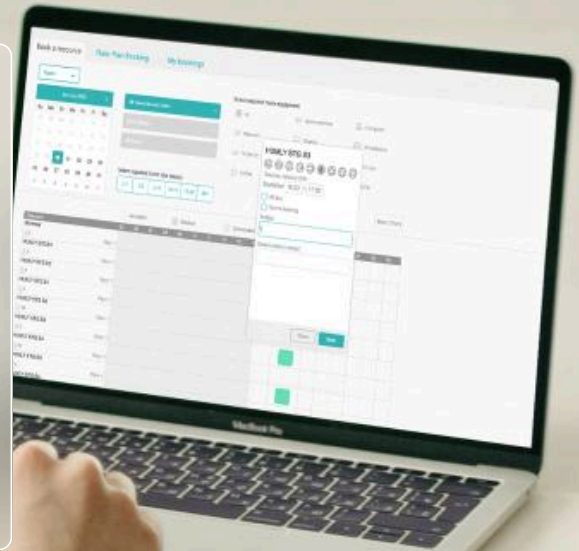
Compatibility

- Fully aligned with Humly's existing booking systems and APIs

Bookings that stay out of the way

Bookings — anytime, anywhere

Humly Reservations makes it easy to book rooms, desks, and parking from your browser, phone, or Microsoft Teams. It integrates with your existing calendar system, or runs as a standalone setup when you need more control.



Core features

Comprehensive management

- Check availability, amenities, and capacity, then book, adjust, or cancel in a few clicks
- Add desks, rooms, and parking as bookable resources
- Integrates with Active Directory
- With the QR code feature it is possible to check availability or book instantly a resource through Humly Reservations

Standalone mode

- Add bookable resources independently from other calendar platforms
- Book directly in Humly Reservations or from the Room Display, Booking Device or QR booking
- Data is stored and managed securely in the Humly Control Panel

Guest user access

- Enable guest users to book resources when needed

Dynamic parking management

- Book parking spaces with the same simple flow, no extra admin

Find colleagues and resources

- Find colleagues in the office and book nearby spaces
- Search across desks, rooms, and parking for faster planning

Flexible Code Management

- Generate and update QR codes (static or dynamic) for each resource directly in the Control Panel.
- Scan a QR code on any desk or room to check availability and book instantly from your phone - no app required.

Microsoft Teams integration

- Access Humly Reservations in Microsoft Teams
- Create Teams meetings and bookings in one flow
- Hassle-free login with Microsoft Single Sign-On



Why choose Humly Reservations?

User-centric design

Built for everyday speed. Clear flows that feel familiar, so people book correctly the first time.

Flexibility

Rooms, desks, parking, and shared resources, plus domain setups and custom configurations when needed.

Cross-Platform Flexibility

Works seamlessly across browsers, Teams, and Humly hardware devices or QR codes.

Scalable and secure

Designed for enterprise rollouts, with security and control that holds up across locations.

Effortless management

Manage resources, permissions, and rollouts in the Humly Control Panel, with visibility when you need it.

Multilingual support

31 languages available.

Humly Reservations stays simple for people, and steady for teams behind the scenes.

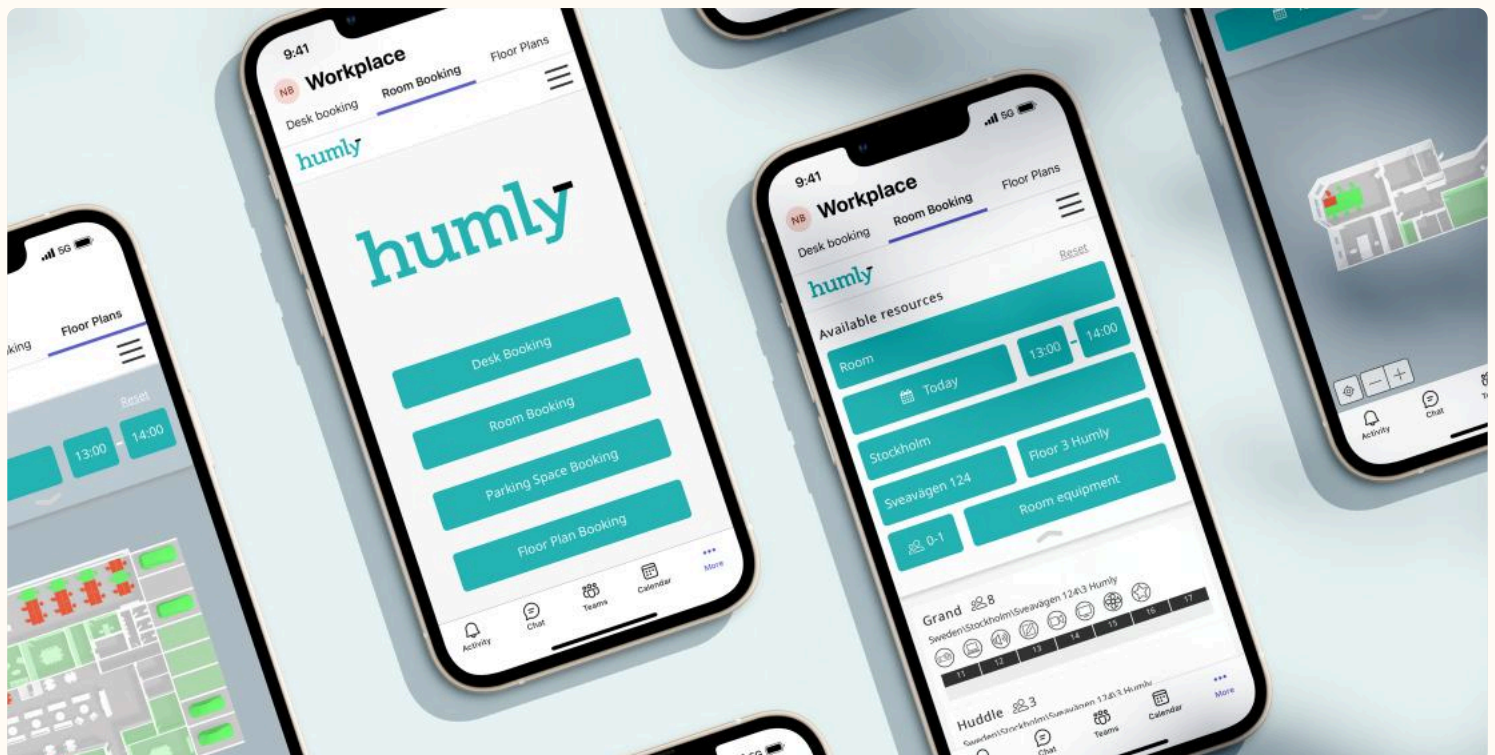
Technical specifications

Details include

- Meeting details and room name
- Building, floors, desks - and directions
- Find a colleague
- Custom logo or message
- Display available desks
- Display QR codes

Requirements

- Humly Cloud or On-premise installations
- Any web-capable device
- Supported by Chromium-based browsers (i.e. Google Chrome, Microsoft Edge), Firefox, and Safari.



Grow with a trusted ecosystem.

Join the Partner Program

partner@humly.com

Benefits for you as a Humly Partner.

Expanded product portfolio

As a Humly Partner, you'll access innovative workplace solutions that help you stand out, attract new customers, and grow your business.

Access to Partner Assets

Gain marketing tools like sales materials, demos, and webinars to promote Humly, generate leads, and close deals faster.

Program and Certification

Join our training and certification programs to build expertise, boost customer trust, and strengthen long-term relationships.

Sales and Technical Support

Get dedicated sales and tech support to overcome challenges, close more deals, and keep your customers satisfied.

Humly Support stands out

Whether you're an end customer, reseller, or distributor, Humly support is built to be reliable, responsive, and easy to work with. One team. One standard. The same calm confidence throughout.

Real people. Fast responses

Your cases are handled by Humly experts, with an average response time of around four hours.

Proactive Support

We monitor system health and reach out early when something needs attention.

Expert support

One team covering hardware, software, and integrations, with prioritized channels for certified partners.

Become a Partner. Expand your business with Humly.

humly ACADEMY


The online learning platform

Humly Academy is offering self-paced and guided courses created by our Partner Success Managers. Learn the essentials of the Humly Workplace Suite and gain practical knowledge you can apply right away. All courses are available in two formats: self-learning and coaching.

When systems connect, work flows.

Humly Partner Integrations

Humly’s integrations turn separate tools into one calm, connected workplace experience. Both when it comes to calendar and different third-party sensor integrations.



Humly Ecosystem

Works with what you already have

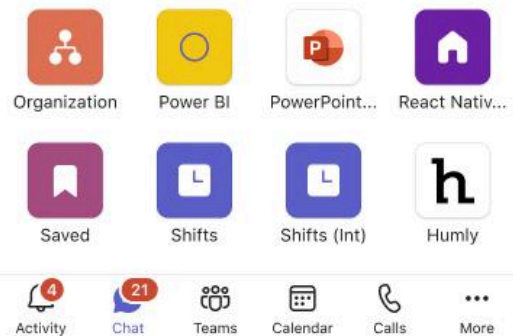
Integrations that stay out of the way.

Humly connects smoothly with Microsoft 365 and Google Workspace and other leading calendar systems, with native integrations across software and hardware. If you need something custom, the Humly API makes it easy to connect other systems without breaking the experience. Support is available at support.humly.com.



Microsoft 365

Google Workspace



Sustainable and built to last

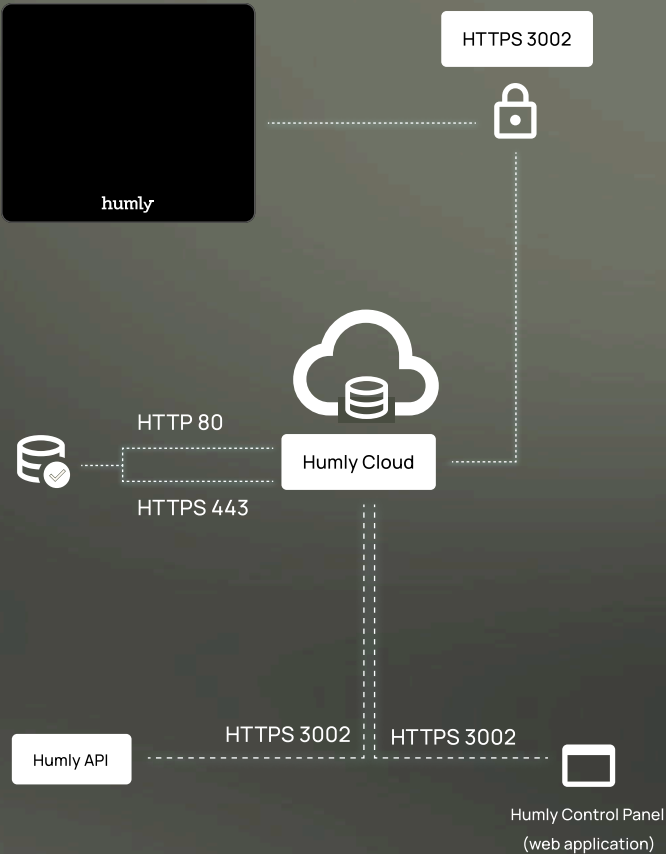
Sustainability starts with longevity. Humly products are designed to stay in use for years, using carefully selected components and materials, with durable hardware made for everyday work. Fewer replacements. Less waste. A calmer footprint over time.

Scan the QR code to explore our full sustainability report.



Flexible and scalable workplace management


Humly is built to scale, from a single office to global rollouts. Manage devices centrally through Humly Cloud, or deploy on-premises when required. Either way, everything stays consistent through the Humly Control Panel: configuration, monitoring, and updates across locations.



Space availability at a glance

A 3D overview that makes the next step obvious.

See what's open, what's in use, and where to go instantly. Check a whole floor or zoom in on specific rooms, desks, and parking areas, then book directly from the map when needed.



Core features

Instant 3D visualization

- Real-time bird's-eye view of floors, rooms, desks, and parking
- Clear status at a glance, no guessing

Interactive booking

- Check availability and book directly from the floor plan
- Use an at-a-glance view or an interactive mode (as configured)

Find a colleague

- See where teammates are working and book nearby spaces
- Make planning feel effortless, especially on busy days

Manage parking spaces

- View parking availability and book in a click
- Keep the status clear for everyone

Mobile and remote access

- Book from your phone, browser, or Microsoft Teams
- Stay in control even when you're not in the office

Why Choose Humly Floor Plan?

Time-Saving Efficiency

Eliminate the guesswork of finding available spaces, saving time for employees and guests.

Seamless Integration

Combine with Humly Reservations or Wayfinding for a complete workplace solution.

Flexible Booking

Configure any bookable resource, from desks to parking spaces, for a tailored experience.

Intuitive Design

Easy-to-use visual interface requires no training.

Enhanced Collaboration

Locate colleagues and resources effortlessly, fostering better teamwork.

Multilanguage Support

31 languages available.

With Humly Floor Plan, your office is always at your fingertips—simplifying workplace navigation, bookings, and resource management.

Technical specifications

Details include

- Meeting details and room name
- Building, floors, desks
- Find a colleague

Requirements

- Humly Cloud or On-premise installations
- Any web-capable device
- Supported by Chromium-based browsers (i.e. Google Chrome, Microsoft Edge), Firefox, and Safari.

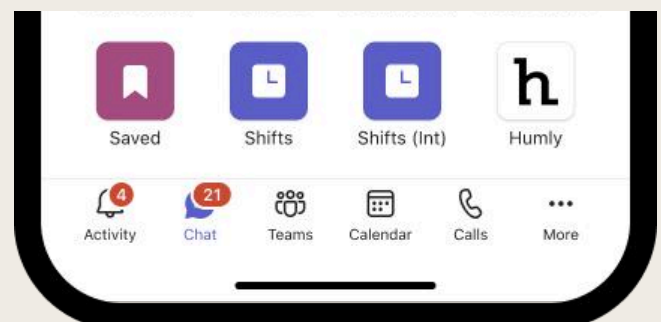
Compatible platforms

Seamless Integration with Leading Platforms



Microsoft Teams integration

- Access Humly Floor Plan directly within Microsoft Teams via single sign-on – bringing scheduling into the tools employees already use.



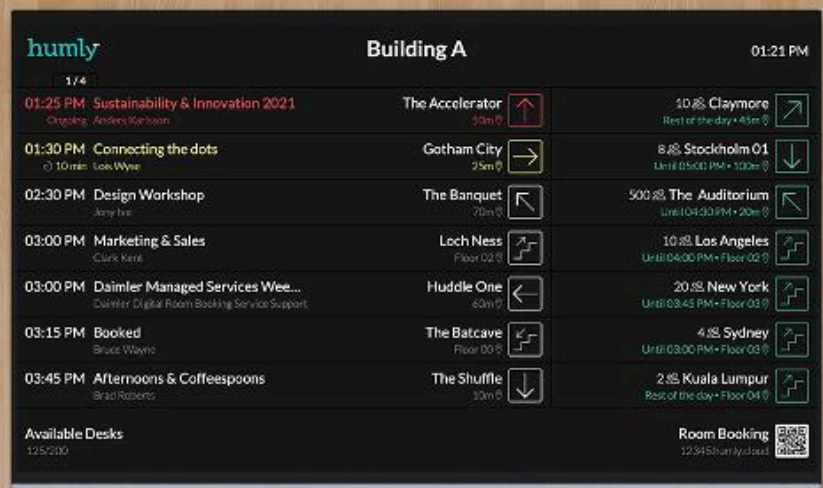
Clear guidance, without the noise.

Great tools don't demand attention, they give it back.

70% of office workers spend more than 15 minutes each day looking for meeting rooms. 24% spend more than 30 minutes trying to coordinate and book collaboration spaces. Let's give some of that wasted time back to your employees.

Finding your way, made simple.

Humly Wayfinding makes the next step obvious by showing what's happening now, what's next, and where to go. Less searching. Fewer interruptions. More time back for the actual work.



Core features

Intuitive and efficient

- A clear, chronological view: what's on now and what's coming up
- Inspired by departure boards: simple, familiar, fast to read
- No maps. No clutter. Just the next step

Customizable displays

- Show meeting subjects, organizers, room details, buildings, and available desks
- Add your logo and custom messages for a branded, consistent experience
- Optional QR codes for quick actions when needed

Seamless integration

- Runs alongside your booking setup without disruption
- Works on any screen that can display a web page (via browser)

Easy setup

- Configure and manage in the Humly Control Panel
- Deploy via Humly Cloud or on-premises, whatever fits your environment

Why choose Humly Wayfinding?

Save time

make it easier to find the right room and get there on time

Clear by design

a simple, chronological view inspired by familiar information boards

Fits your space

brandable layouts and content that match your office and needs

Works as part of the ecosystem

combine with Humly Reservations, Floor Plan, and QR Booking for a more connected experience

Works with your systems

compatible with leading booking platforms, and adaptable via the Humly API

Global-ready

31 languages available.

It stays in the background, so people spend less time searching and more time moving.

Technical specifications

Details include

- Meeting details and room name
- Building, floors, desks - and directions
- Find a colleague
- Custom logo or message
- Display available desks
- Display QR codes

Requirements

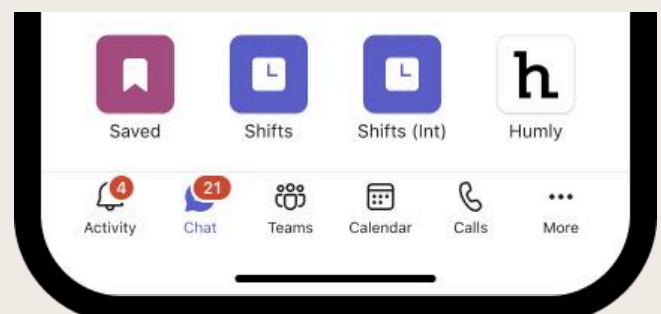
- Humly Cloud or On-premise installations
- Any web-capable device
- Supported by Chromium-based browsers (i.e. Google Chrome, Microsoft Edge), Firefox, and Safari.

Works with the platforms you already use



Microsoft Teams integration

- Access Humly directly within Microsoft Teams via single sign-on – bringing scheduling into the tools employees already use.



Welcome your visitors with ease

Calm check-ins. Clear oversight.

Give every guest a smooth arrival without adding work at the front desk. Humly Visitor keeps check-ins simple, host notifications instant, and your visitor log clear when you need it.



Core Features

Effortless check-in and check-out

- Visitors check in on any device with a web browser
- Approve terms and capture visitor details in one flow
- Optional badge printing via Humly Print Service

Pre-registration for efficiency

- Invite and pre-register visitors ahead of time
- Faster arrivals with less re-entry and less admin

Real-time host alerts

- Notify hosts instantly via email or SMS when a guest arrives

Multilingual support

- Check-in in 31 languages
- Host notifications in their preferred language

Parking convenience

- Register visitor parking during check-in (when used)

Visitor tracking and insights

- A clear visitor log for safety and reporting
- Better overview of visitor flow when you need it

Standard

- ✓ Visitor check-ins
- ✓ Badge printing
- ✓ Host notifications
- ✓ Custom branding
- ✓ Integration support

Professional

- ✓ Everything included in Standard
- ✓ Pre registration options
- ✓ Check-in code
- ✓ Invitation and registration emails
- ✓ Outlook-add in
- ✓ Include address and map links

Why Choose Humly Visitor?

Less admin. Better service.

Give front desk teams more time for people, not paperwork.

Clearer security.

Keep a reliable visitor log for safety, audits, and emergency planning.

Flexible and customizable.

Adapt fields, terms, and badge printing to match your workplace needs.

Easy to run.

Works on tablets and any screen with a web browser. Simple setup, simple operation.

Effortless check-ins

Guests check in on any device and receive printed badges. Or use the pre-registration option. Hosts get email or SMS alerts on arrival.

Tailored to your needs.

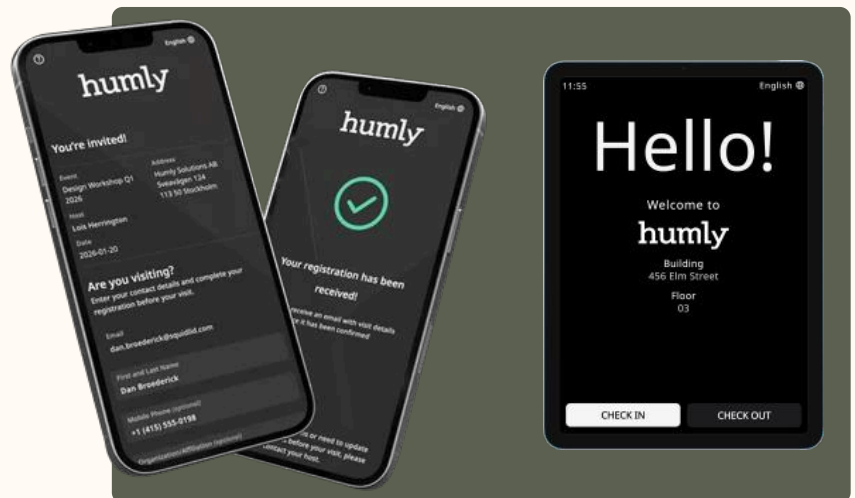
Comes in two versions, Standard or Professional. Choose the plan that fits your workspace.

Humly Visitor keeps guest management calm and consistent, so the welcome feels effortless and the overview is always there when you need it.

Specifications

Technical requirements:

- A screen or device that can run a modern web browser
- Humly Cloud or on-premises installation
- Optional printer (for visitor badges)



Works with the platforms you already use



Humly Sense

The intelligence behind better decisions.

Real-time signals for smarter workspaces.

Data that stays in the background until you need it.

Humly Sense connects compatible third-party sensors to the Humly ecosystem, helping you understand how spaces are actually used in real time. Occupancy, motion, and air quality data can keep availability accurate, improve comfort, and support better planning over time.

Everything is managed in the Humly Control Panel and, where supported, shown on Humly devices. That way insights are visible when they matter, without adding work for people.



Key features in Humly Sense

Automatic occupancy detection

Use real-time sensor signals to understand when a space is in use. When configured, this can help reduce ghost bookings and keep availability trustworthy works on both Humly Booking Device and Humly Room Display..

Phone Booth Mode

Show whether a booth is occupied or available, based on real-time sensor data. Works with Humly Booking Device.

Air quality monitoring

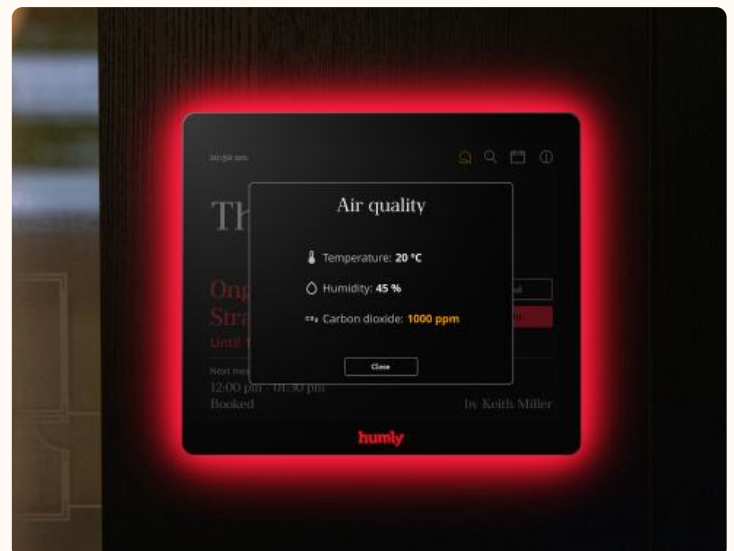
Monitor environmental data such as CO₂, temperature, and humidity in supported setups. Data can be viewed in the Humly Control Panel and, where supported, on Humly Room Display.

* Requires compatible third-party sensors for motion or/ and air-quality.

Check support.humly.com for third-party sensors that works.

Workspace intelligence

Sensor data is collected across the Humly ecosystem and visualized in the Humly Control Panel, so you can spot patterns, validate changes, and plan with confidence.



Why choose Humly Sense for workplace optimization?

Humly Sense turns real-time sensor data into a clearer picture of how spaces are actually used, so you can reduce guesswork, improve availability, and plan changes with confidence. Quiet in the background. Valuable when it matters.

Not tied to one sensor brand

Connect compatible third-party sensors from different manufacturers, so you can choose what fits your workplace.

Smarter planning with data

Understand usage patterns over time and make better calls on layouts, capacity, and how spaces are configured.

Real-time workplace signals

Use live occupancy and environmental data to keep spaces reliable day to day, and support healthier, more efficient workplaces.

Seamless ecosystem fit

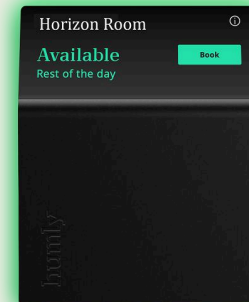
Designed to work with Humly Booking Device and Humly Room Display, with everything managed in the Humly Control Panel.

Privacy and security by design

Built for enterprise environments, with security and data protection as part of the foundation, not an add-on.

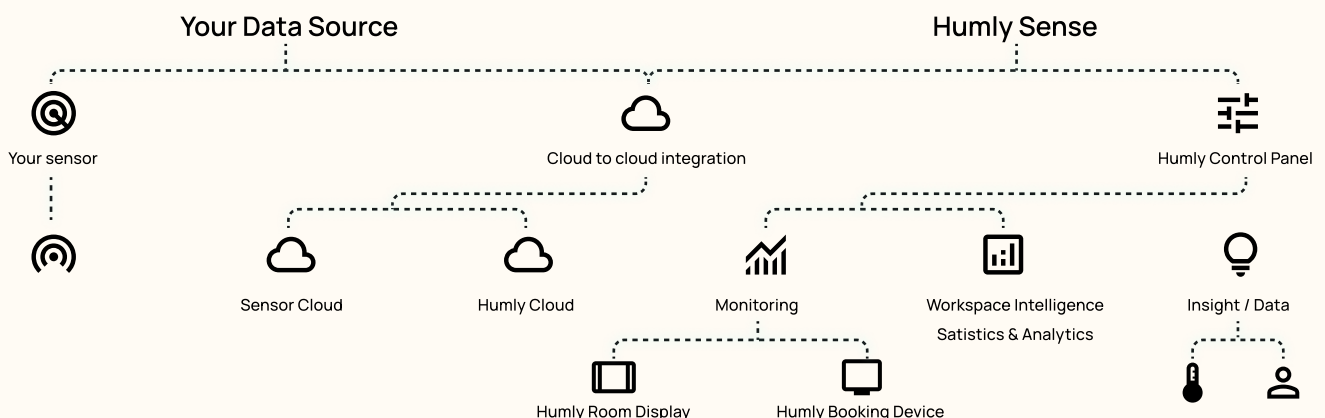
Technical requirements:

- Platform support: Available in Humly Control Panel v1.32 or later
- Sensor support: Compatible third-party presence and environmental sensors (availability depends on sensor vendor)
- Supported devices: Humly Booking Device and Humly Room Display
- Modes (when configured):
 - Phone Booth Mode (occupancy-based status for booths/small spaces)
 - Motion Sensor Booking (sensor-triggered booking scenarios)
 - Air-quality and environmental mode
- Data handling: Sensor data is visualized and stored in the Humly Control Panel (and can be shown on supported devices)



Ready to make your workplace smarter?

Humly Sense brings real-time signals into the Humly ecosystem, so planning gets easier and availability becomes more reliable over time.



Humly Control Panel

Everything in one place. Calmly in control.

The control center behind the Humly Ecosystem.

Configure, manage, and monitor your Humly Solutions from one place. The Control Panel keeps rollouts consistent, settings easy to maintain, and performance visible, without adding day-to-day complexity.

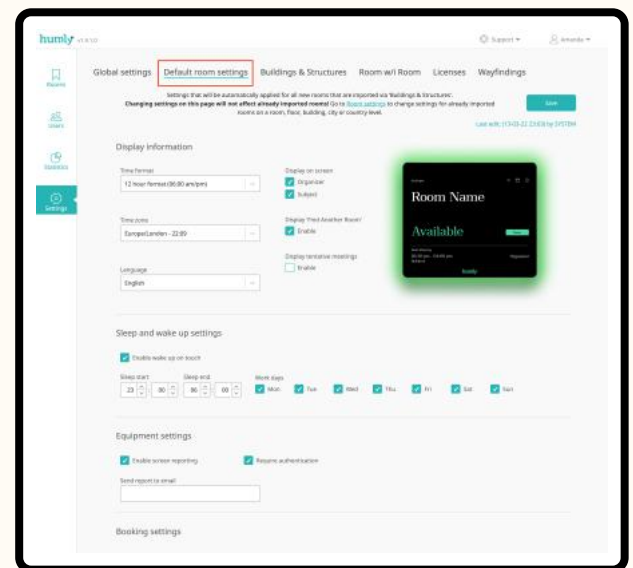
Humly Connect

Manage and monitor your devices remotely through the Control Panel. Useful for updates, troubleshooting, and keeping devices consistent – without needing to interact with the display in person.

Manage for Example:

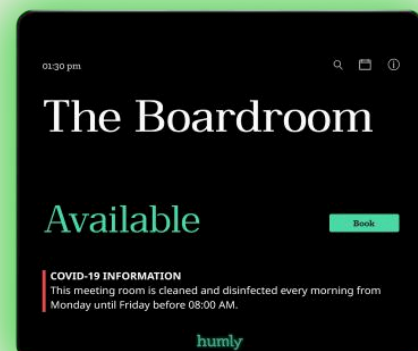
- [Custom footer](#)
- [Check-in](#)
- [Room settings overview](#)
- [Room within Room](#)
- [Touchless check-in](#)
- [Signage Mode](#)
- [Export room settings to CSV](#)
- [Custom logo in Humly Room Display](#)
- [Export monitoring data to CSV](#)

All of your devices and software solutions like Wayfinding, Floor Plan, Visitor, Reservations.



Manage spaces, settings, and insights in one place.

In Humly Control Panel, you can manage and customize your entire Humly Ecosystem - eg. change LED colors, monitor check-in options or add custom footers on your device.




Designed for people. Built for results.

Statistics in Humly Control Panel helps you understand how meeting rooms are used over time, so you can plan improvements with real data.

Insights and Analytics examples


- [Statistics - Working Hours](#)
- [Statistics - Presence Detection](#)

Humly Control Panel is the quiet center of your workplace.



One ecosystem. Zero seams.

Humly owns the chain from hardware to software. The result is seamless integration, consistent quality, fewer tickets, and smarter insights, all in one place.



Scan to
Knowledge Base



Scan to
Blog/Insights




Scan to
Book a demo



Scan to
Find a Local Dealer



Designed to blend in. Built to
stand out.



hello@humly.com

Humly.com